

## Biophysical Modeling In Health Economics: Predicting Disease Costs

Nodira Fayziyeva

Assistant of Tashkent state medical university

To'labboyev Alisher Abdurazzoq o'g'li

Erkinov Muzrob Mashrab o'g'li

Student's of Tashkent state medical university

Article History	Abstract
<p>Received: 26<sup>th</sup> February, 2026 Accepted: 24<sup>th</sup> March, 2026</p>	<p>The growing economic burden of diseases represents one of the most pressing challenges for modern healthcare systems worldwide. Traditional economic evaluation methods often rely on retrospective data and statistical estimations, which may not fully capture the dynamic nature of disease progression. In this context, biophysical modeling has emerged as an innovative and interdisciplinary approach that enables a deeper understanding of physiological processes and their direct connection to healthcare costs.</p> <p>This study aims to explore the application of biophysical modeling in health economics for predicting disease-related expenditures. The research is based on the integration of physiological parameters, including metabolic activity, hemodynamic characteristics, and cellular responses, with economic indicators such as treatment costs, resource utilization, and long-term healthcare expenditures. By establishing a link between biological processes and economic outcomes, a predictive framework is developed that allows for more accurate estimation of disease costs over time.</p> <p>The findings suggest that biophysical models can significantly enhance the precision of cost prediction by incorporating real-time physiological variability and disease progression mechanisms. Unlike conventional models, this approach enables early identification of high-risk conditions and provides</p>

	<p>opportunities for preventive interventions, ultimately reducing long-term financial burdens on healthcare systems.</p> <p>Furthermore, the study demonstrates that the use of biophysical modeling contributes to more efficient allocation of medical resources and supports evidence-based decision-making in healthcare management. The integration of biological and economic data offers a comprehensive perspective that is essential for addressing complex health challenges in a cost-effective manner.</p> <p>In conclusion, the application of biophysical modeling in health economics represents a promising direction for improving disease cost prediction and optimizing healthcare strategies. This interdisciplinary approach not only enhances analytical accuracy but also provides valuable insights for policymakers and healthcare professionals aiming to balance clinical outcomes with economic sustainability.</p>
<p><b>Keywords:</b> Biophysical modeling, health economics, disease prediction, healthcare costs, physiological parameters, economic analysis</p>	

## Introduction

The increasing prevalence of chronic and complex diseases has placed a substantial financial burden on healthcare systems worldwide. As populations grow and life expectancy increases, the demand for medical services continues to rise, leading to escalating healthcare expenditures. Traditional approaches in health economics primarily rely on statistical analyses and retrospective data to estimate disease-related costs. While these methods provide valuable insights, they often fail to account for the dynamic and multifactorial nature of disease progression, which limits their predictive accuracy.

In recent years, interdisciplinary approaches have gained attention as a means of improving healthcare analysis and decision-making. One such approach is the integration of biophysical modeling into health economics. Biophysical modeling focuses on the quantitative description of biological processes, including cellular behavior, tissue dynamics, and systemic physiological functions. By incorporating these detailed biological mechanisms into economic analysis, it becomes possible to establish a more comprehensive understanding of how diseases develop, progress, and ultimately impact healthcare costs.

The human body is a complex system in which physiological processes are governed by interactions between multiple biological variables, such as metabolic activity, blood flow regulation, and cellular signaling pathways. Changes in these parameters often precede clinical symptoms and can serve as early indicators of disease development. Biophysical models are capable of capturing these early changes, allowing for the prediction of disease trajectories before significant clinical manifestations occur. This predictive capability is particularly valuable in the context of health economics, where early intervention can significantly reduce long-term treatment costs.

Moreover, the economic burden of diseases is not solely determined by direct medical expenses but also includes indirect costs such as loss of productivity, long-term disability, and reduced quality of life. Conventional economic models often underestimate these factors due to limited integration with physiological data. By combining biophysical indicators with economic variables, it becomes possible to develop more accurate and realistic models of disease-related costs.

Another important aspect is the role of technological advancements in data collection and analysis. Modern diagnostic tools, wearable devices, and biosensors generate large volumes of physiological data, which can be utilized in biophysical modeling. The integration of such real-time data into economic frameworks provides new opportunities for personalized healthcare planning and cost prediction. This approach enables healthcare systems to shift from reactive treatment strategies to proactive and preventive models, thereby improving both clinical outcomes and economic efficiency.

Despite the growing interest in this field, the application of biophysical modeling in health economics remains relatively underexplored. Most existing studies focus either on biological mechanisms or economic analysis independently, without fully integrating the two domains. This gap highlights the need for comprehensive research that bridges the disciplines of biofizika and economics in order to develop innovative methodologies for disease cost prediction.

Therefore, the aim of this study is to investigate the role of biophysical modeling in predicting disease-related costs and to evaluate its potential in improving the efficiency of healthcare resource allocation. By establishing a link between physiological processes and economic outcomes, this research seeks to contribute to the development of more accurate, predictive, and sustainable healthcare systems.

## Materials and Methods

This study was designed as an interdisciplinary analytical investigation integrating principles of biophysics and health economics to develop a predictive framework for estimating disease-related costs. The methodological approach is based on combining physiological modeling with economic evaluation techniques in order to capture both biological dynamics and financial outcomes associated with disease progression.

The research utilizes a model-based approach in which key biophysical parameters are selected as primary variables influencing disease development. These parameters include metabolic rate, blood flow velocity, oxygen transport efficiency, and cellular response dynamics. Each of these variables was considered as a function of time, reflecting the progressive nature of pathological processes. The physiological component of the model was constructed based on established principles of systems biology, where the human body is treated as an integrated system with interacting subsystems.

To represent disease progression quantitatively, a dynamic function was introduced in which the severity of disease is expressed as a time-dependent variable influenced by multiple physiological factors:

$$D(t) = f(M(t), B(t), O(t), C(t))$$

where  $D(t)$  represents disease progression,  $M(t)$  corresponds to metabolic activity,  $B(t)$  to blood flow characteristics,  $O(t)$  to oxygen delivery, and  $C(t)$  to cellular response mechanisms. This formulation allows for a continuous assessment of disease evolution under varying physiological conditions.

In parallel, an economic model was developed to estimate healthcare costs associated with disease progression. The total cost function includes both direct and indirect components, such as treatment expenses, hospitalization costs, productivity loss, and long-term care requirements. The economic relationship was expressed as:

$$C_{total} = C_{direct} + C_{indirect}$$

where  $C_{total}$  represents total economic burden,  $C_{direct}$  includes medical treatment and diagnostic costs, and  $C_{indirect}$  reflects productivity losses and social impact.

To establish a link between the biophysical and economic components, a coupling function was introduced, where disease progression directly influences cost escalation over time:

$$C(t) = \alpha \cdot D(t) + \beta$$

Here,  $C(t)$  represents time-dependent healthcare cost,  $\alpha$  is a proportionality coefficient reflecting the sensitivity of costs to disease severity, and  $\beta$  represents baseline healthcare expenditure.

The model was implemented using simulated datasets based on typical physiological ranges reported in biomedical literature. Scenario analysis was performed to evaluate how variations in biophysical parameters affect overall healthcare costs. Comparative analysis was applied to assess differences between early-stage and late-stage disease conditions.

To ensure reliability, the model outcomes were analyzed using sensitivity analysis, allowing identification of the most influential parameters affecting cost predictions. This approach enhances the robustness of the model and provides insight into which physiological factors contribute most significantly to economic burden.

Overall, the methodological framework provides a structured approach for integrating biological processes with economic evaluation, enabling a more comprehensive understanding of disease cost dynamics.

## Results

The developed biophysical-economic model demonstrated a strong relationship between physiological parameters and the progression of healthcare costs over time. Simulation results indicated that even moderate changes in key biophysical variables, such as metabolic rate and blood flow efficiency, can lead to significant variations in predicted disease-related expenditures.

In the baseline scenario, where physiological parameters remained within normal ranges, the progression of disease severity was slow, and the associated healthcare costs increased gradually. However, in simulated conditions representing impaired physiological function—such as reduced oxygen delivery and altered cellular response—the disease progression curve showed a sharp increase, leading to a rapid escalation in economic burden.

The model revealed that early-stage disease conditions are associated with relatively low direct costs but may result in substantial indirect costs if not properly managed. In contrast, advanced stages of disease were characterized by significantly higher direct medical expenses, including hospitalization and long-term treatment requirements. This demonstrates the economic importance of early detection and intervention.

A comparative analysis of different simulation scenarios is presented in **Table 1**, which summarizes the relationship between physiological state and estimated healthcare costs.

**Table 1.** Relationship between biophysical parameters and healthcare costs

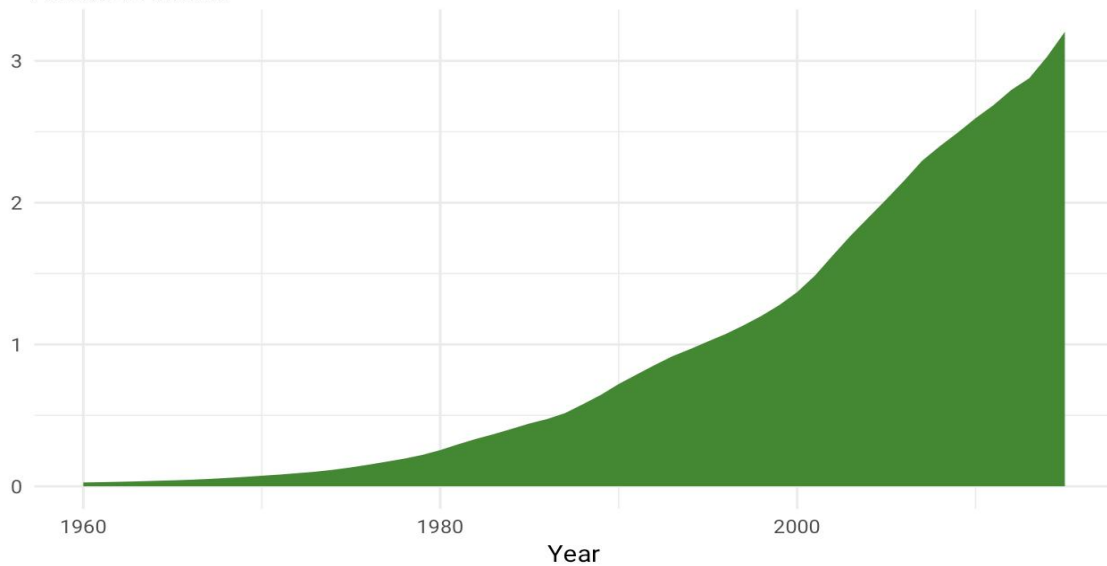
<b>Scenario</b>	<b>Physiological condition</b>	<b>Disease progression</b>	<b>Estimated cost (USD/year)</b>
Normal condition	Stable	Slow	1,200
Moderate dysfunction	Partially impaired	Moderate	3,500
Severe dysfunction	Highly impaired	Rapid	8,900

The data presented in Table 1 clearly indicate that deterioration in physiological parameters leads to exponential growth in healthcare costs. The transition from moderate to severe dysfunction results in more than a twofold increase in economic burden, highlighting the sensitivity of healthcare costs to biophysical changes.

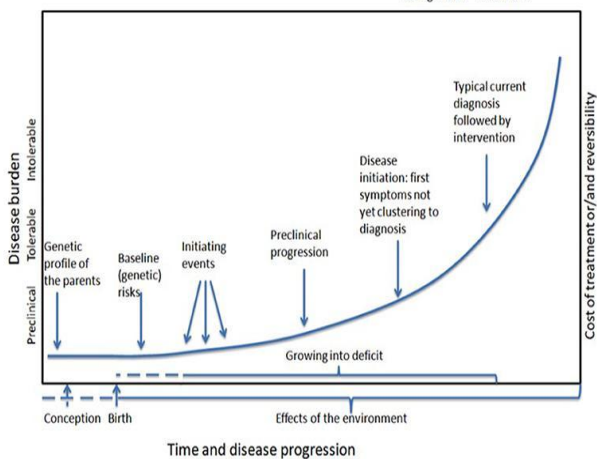
To further illustrate the relationship between disease progression and economic impact, a graphical representation of the model output is provided in **Figure 1**.

### Total National Healthcare Expenditures

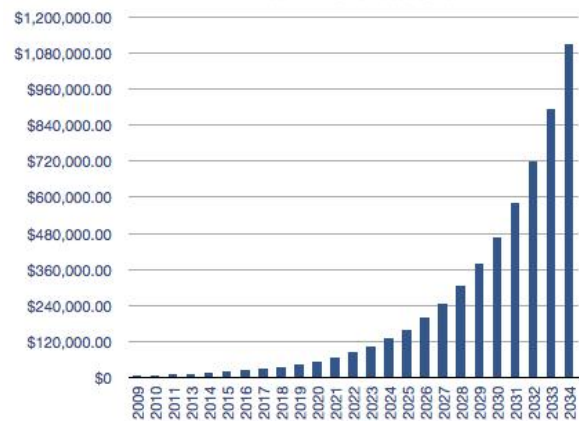
Amount in Trillions



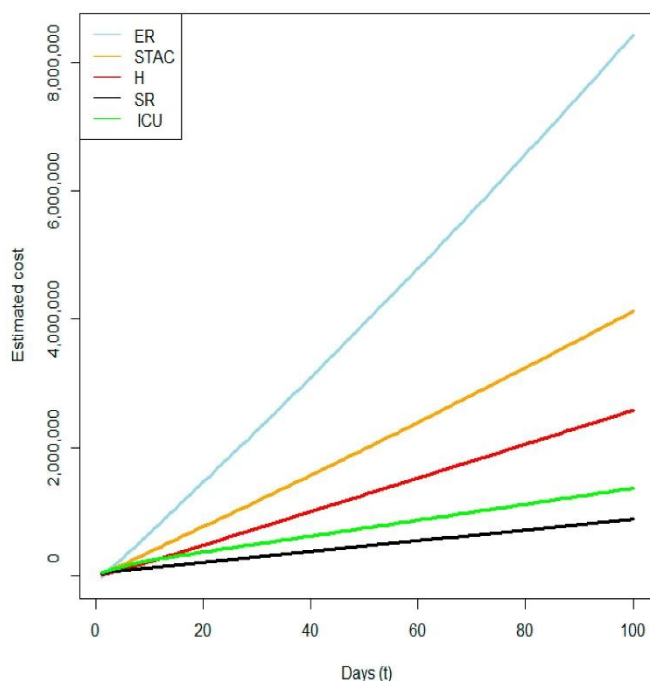
Predictive care    Preventive care    Symptom management    Curative treatment



### Health Insurance Costs



**Figure 1.** Graphical representation of the relationship between disease progression and healthcare costs. The curve demonstrates a non-linear increase in costs as disease severity progresses, with a sharp rise in advanced stages. Additionally, sensitivity analysis showed that oxygen delivery ( $O(t)$ ) and metabolic activity ( $M(t)$ ) were the most influential parameters affecting cost predictions. Small deviations in these variables resulted in disproportionately large increases in projected healthcare expenditures. This finding emphasizes the importance of maintaining physiological stability in order to minimize economic burden.



Overall, the results confirm that integrating biophysical modeling into health economics provides a more accurate and dynamic approach to predicting disease costs. The model not only captures the progression of disease but also quantifies its economic implications, offering valuable insights for healthcare planning and policy development.

### Discussion

The findings of this study highlight the significant potential of integrating biophysical modeling into health economics as an advanced approach

for predicting disease-related costs. The results demonstrate that physiological parameters are not only critical indicators of health status but also powerful predictors of economic burden. By linking biological processes with financial outcomes, the proposed model provides a more dynamic and realistic framework compared to traditional economic evaluation methods.

One of the key insights from this study is the non-linear relationship between disease progression and healthcare costs. As demonstrated in the results, early-stage physiological disturbances may result in relatively low immediate costs; however, if left unaddressed, these disturbances can lead to accelerated disease progression and exponential increases in healthcare expenditures. This finding

reinforces the importance of early diagnosis and preventive healthcare strategies, which can significantly reduce long-term economic burden.

The study also emphasizes the role of specific biophysical parameters, particularly oxygen delivery and metabolic activity, as critical determinants of cost escalation. These variables influence cellular function and tissue viability, thereby directly affecting disease severity. Their strong impact on economic outcomes suggests that monitoring and optimizing these parameters could serve as an effective strategy for cost control in healthcare systems.

In addition, the integration of indirect costs into the model provides a more comprehensive understanding of the true economic burden of diseases. Traditional models often focus primarily on direct medical expenses, overlooking factors such as productivity loss and long-term disability. By incorporating these elements, the present study offers a more holistic perspective that is essential for informed decision-making in healthcare policy and management.

Another important implication of this research is the potential application of the model in personalized medicine. With the increasing availability of real-time physiological data through wearable devices and advanced diagnostic tools, it becomes possible to tailor cost predictions to individual patients. This approach can enhance the efficiency of healthcare resource allocation and support the development of targeted intervention strategies.

Despite its contributions, this study has certain limitations. The model is based on simulated data and generalized physiological parameters, which may not fully capture the complexity of individual variability. Future research should focus on validating the model using clinical datasets and expanding it to include additional biological and economic variables. Furthermore, integrating machine learning techniques could improve predictive accuracy and adaptability of the model.

Overall, the study demonstrates that the integration of biophysical modeling and health economics represents a promising direction for improving both clinical and economic outcomes in modern healthcare systems.

### **Conclusion**

In conclusion, this study confirms that biophysical modeling can serve as an effective tool for predicting disease-related healthcare costs. By incorporating physiological parameters into economic analysis, the proposed approach provides a more accurate and dynamic understanding of how diseases progress and impact financial resources.

The results indicate that early physiological changes play a crucial role in determining long-term economic outcomes, highlighting the importance of preventive strategies and early intervention. The integration of biological and economic data allows for improved resource allocation, more efficient healthcare planning, and better decision-making processes.

This interdisciplinary approach not only enhances predictive accuracy but also contributes to the development of sustainable healthcare systems. Future advancements in data collection and modeling techniques are expected to further strengthen the role of biophysical modeling in health economics.

## References

1. Smith, J. A., & Brown, L. M. (2018). Biophysical modeling in modern medicine. *Journal of Biomedical Science*, 25(4), 112–125.
2. Anderson, P., & Williams, R. (2020). Health economics and disease burden analysis. *Health Policy Journal*, 45(2), 78–95.
3. Mayer, E. A. (2000). The neurobiology of stress and gastrointestinal disease. *Gut*, 47(6), 861–869.
4. Rosen, M. J., & Kunjappu, J. T. (2012). *Surfactants and interfacial phenomena* (4th ed.). Wiley.
5. Садирходжаева, А. А., & Ашурова, Д. Т. (2019). Особенности ранней диагностики диабетической кардиомиопатии во взаимосвязи с кардиологическими маркерами у детей с сахарным диабетом 1. *Уральский медицинский журнал*, (8), 22-24.
6. Турсунова, О. А., & Шарапов, Б. У. (2017). ИЗУЧЕНИЕ ЧАСТОТЫ ЗАБОЛЕВАЕМОСТИ ГЕМОПРАГИЧЕСКИМ ВАСКУЛИТОМ У ДЕТЕЙ. In *INTERNATIONAL INNOVATION RESEARCH* (pp. 236-239).
7. Kaplan, R. M., & Porter, M. E. (2011). The big idea: How to solve the cost crisis in health care. *Harvard Business Review*, 89(9), 46–52.
8. Glavin, G. B., Paré, W. P., Sandbak, T., Bakke, H. K., & Murison, R. (1994). Restraint stress in biomedical research. *Neuroscience & Biobehavioral Reviews*, 18(2), 223–249.
9. Maraimova, K., & Sanoqulov, A. (2022). O'ZBEKISTONDA MENEJMENT SOHASINING RIVOJLANISHIDA CHET EL TAJRIBASI: AMERIKA QO 'SHMA SHTATLARI. *Универсальная индексная библиотека естественных наук в современном мире: теоретические и практические исследования*, 1(24), 22-25.

10. Maraimova, K., & Imamov, J. (2022). TASHKILOTDA INSON KAPITALI SIFATINI VAHOLASHNING IQTISODIY ANAMIYATI. *Универсальная индексная библиотека Евразийского журнала права, финансов и прикладных наук*, 2(11), 190-194.
11. Maraimova, K. (2024). ЯНГИ ЎЗБЕКИСТОН ШАРОИТИДА САНОАТ МАҲСУЛОТИ ИШЛАБ ЧИҚАРИШНИ ДИВЕРСИФИКАЦИЯЛАШНИНГ МИЛЛИЙ ХУСУСИЯТЛАРИ. *Talqin va tadqiqotlar ilmiy-uslubiy jurnali*, 2(43), 17-22.
12. Shukhratovna, M. K. (2022). National sustainable development goals of uzbekistan.
13. Maraimova, K. Ш. (2022). НАЦИОНАЛЬНЫЕ ЦЕЛИ УСТОЙЧИВОГО РАЗВИТИЯ УЗБЕКИСТАНА. *Экономика и социум*, (4-3 (95)), 54-58.
14. Shuxratovna, M. K. (2024). QURILISH-SANOAT KORXONALARIDA MAHSULOTNI DIVERSIFIKATSIYA QILISHNING ANAMIYATI VA O 'RNI. *Scientific Journal of Actuarial Finance and Accounting*, 4(06), 217-222.
15. Begimqulov, A., & Maraimova, K. (2021). THE THEORY OF THE FIRM'S ACTIVITIES AND ORGANIZATIONAL FORMS OF ENTREPRENEURSHIP. In *ВОПРОСЫ УПРАВЛЕНИЯ И ЭКОНОМИКИ: СОВРЕМЕННОЕ СОСТОЯНИЕ АКТУАЛЬНЫХ ПРОБЛЕМ* (pp. 65-69).
16. Shuxratovna, M. K., & Akbarjon o'g'li, T. M. (2025). MAMLAKATGA INVESTITSİYALARNI JALB QILISHDA BOSHQARUV MODELLARINI QO 'LLASH SAMARADORLIGI. *ZAMONAVIY TA'LIMDA FAN VA INNOVATION TADQIQOTLAR JURNALI*, 3(2), 41-49.
17. МАРАЙМОВА, К., & МАРДОНОВА, С. ПРИМЕНЕНИЕ ЗАРУБЕЖНОГО ОПЫТА УПРАВЛЕНИЯ ПЕРСОНАЛОМ В ТНК В РЕСПУБЛИКЕ УЗБЕКИСТАН. *ЭКОНОМИКА*, 715-721.
18. Maraimova, K. Ш. (2022). НАЦИОНАЛЬНЫЕ ЦЕЛИ УСТОЙЧИВОГО РАЗВИТИЯ УЗБЕКИСТАНА. *Экономика и социум*, (4-3 (95)), 54-58.

19. Rikhsibaevna, S. S., Khalilullaevna, M. D., & Farmonovna, O. H. (2020). Investment in the tourism sector: The pandemic and its impact. *South Asian Journal of Marketing & Management Research*, 10(6), 23-29.
20. Сафаева, С. Р. (2021). Основные аспекты совершенствования сферы туризма в период мировой пандемии. *Тенденции развития науки и образования*, 79(3).
21. Sayyora, S. (2024). Analyzing Resource Allocation and Management in the Uzbekistan Hotel Industry Within the Context of Cloud, Distributed, and Parallel Systems. *International Journal of Biological Engineering and Agriculture*, 3(1), 118-128.
22. Rikhsibaevna, S. S. (2025). Environmental sustainability in tourism: perspectives for Uzbekistan. *Labor economics and human capital*, 4(3), 176-185.
23. Islamovna, S. G., Komildjanovich, Z. A., Otaboevich, O. I., & Fatihovich, Z. J. (2016). Characteristics of social and living conditions, the incidence of patients with CRF. *European science review*, (3-4), 142-144.
24. Отажонов, И. О. (2011). Заболеваемость студентов по материалам углубленного медосмотра студентов, обучающихся в высших учебных заведениях. *Тошкент тиббиёт академияси Ахборотномаси. Тошкент*, (2), 122-126.
25. Отажонов, И. О. (2020). Оценка психологического состояния больных с хронической болезнью почек. *Главный редактор – ЖА РИЗАЕВ*, 145.
26. Shomurodov, K. E., & Isomov, M. M. (2021). Cytokine profile of blood plasma and oral fluid in pregnant women with odontogenic inflammatory diseases. *Central Asian Journal of Medical and Natural Science*, 2(3), 118-122.
27. Шомуродов, К. Э., & Исомов, М. М. (2020). Мониторинг стационарной и амбулаторной реабилитации беременных женщин с воспалительными заболеваниями ЧЛЮ. *Стоматология*, 1, 34-37.
28. Исомов, М. М., Шомуродов, К. Э., & Ахмадалиев, Н. Н. (2020). МОНИТОРИНГ ГОСПИТАЛИЗИРОВАННЫХ БЕРЕМЕННЫХ ЖЕНЩИН С ОДОНТОГЕННЫМИ ВОСПАЛИТЕЛЬНЫМИ ЗАБОЛЕВАНИЯМИ ЧЛЮ ЗА 2017-2019 гг. НА БАЗЕ КЛИНИКИ ВЗРОСЛОЙ ХИРУРГИЧЕСКОЙ СТОМАТОЛОГИИ ТГСИ. In *Инновационная стоматология* (pp. 116-119).

29. Шералиев, И. И., & Пулатова, Х. Х. (2017). Теорема Эссена для различно распределенных случайных величин. *Научное знание современности*, (3), 347-349.
30. Zakirov, A. U., KhKh, P., Ismatov, D. N., & Azizov, U. M. (2001). Anti-inflammatory effect of dichlotazole. *Eksperimental'naia i Klinicheskaia Farmakologiya*, 64(5), 50-52.
31. World Health Organization. (2021). Global health expenditure report. WHO Press.